



High Latitude Custom Expedition Yacht

Voyager 542 | 54ft - 2017

Voyager-5



General

Builder : Unclassified
Material : Steel
Beam : 16.00 Ft
Life Raft : No
Leasing in progress : No

Subtype : Pleasure
Year : 2017
Length : 54.00 Ft
Draft : 0.00 Ft
Area : Largs, United Kingdom

Engines

Fuel : Diesel
Power Unit. (HP) : 135

Engine Brand : Perkins
Engine(s) : 1

Facilities

Flybridge : No

Helm : No

Electronics

Autopilot : No

GPS : No

VHF : No

Watermaker : No

Radar : No

Sounder : No

Chartplotter : No

Converter 12/220 : No

Bridge equipment

Hydraulic Gangway : No

Bath platform : No

Winter cover : No

Sprayhood : No

Teak cockpit : No

Furling mainsail : No

Gangway : No

Davits : No

Electric windlass : No

Cockpit awning : No

Teak deck : No

Furling genoa : No

Spinnaker : No

Main equipment

Stern thruster : No

AC : No

Black Water : No

Tender : No

Bow Thruster : No

Marine Generator : No

Hot water : No

Flaps : No

Tender Engine : No

Household appliances

Freezer : No

Microwaves : No

Electric stove : No

Washing machine : No

TV antenna : No

SAT-TV : No

IceMaker : No

Oven : No

Gas stove : No

Heater : No

Dishwasher : No

TV : No

Various

Remarks :

Stunning Custom Built Steel Hulled Ketch, designed for High Latitude expedition sailing, No expense has been spared in the construction of Santosa a beautiful Blue water cruiser she was launched in 2017 This go anywhere Yacht must be viewed

Accommodation :

Summary of Accommodation:

8 persons MCA charter 3 x double 2 x Pullman
Interior design by Design Unlimited (Mark Tucker)
Interior construction Rookwood Joinery, Chichester
Finish: Light American oak Sole: 2mm veneer holly/teak

Windows:

Coach roof Gebo 10mm toughened
Gebo portlights
Gebo hatches

Description of layout:

Two double ensuite cabins (mirrored port and stbd):
Mirrored locker, drawers and wardrobes
Split mattress with divisional lee cloths
Fold down leather seat
Portlights with blackout blinds
Overhead hatch with Oceanair sky screen/blackout/mosquito screen

Adjustable/directional dorade ventilation
Adjustable stork LED reading lights
Berth double sockets/USB adapters
CO and smoke alarms, 1kg powder fire extinguisher

Air conditioning and thermostat heating controls

Forward double portside cabin (shared heads):
Locker, drawers and wardrobe
Split mattress with divisional lee cloths
Mirrored vanity unit with leather seat
Portlights with blackout blinds
Overhead hatch with Oceanair sky screen/blackout/mosquito screen

Adjustable/directional dorade ventilation
Adjustable stork LED reading lights
Berth double sockets/USB adapters
CO and smoke alarms, 1kg powder fire extinguisher
Air conditioning and thermostat heating controls

Aft systems room (access through either aft cabin):
Calorifier/pressurised water pump
Hy-drive hydraulic feedback unit and autopilot pump
Control junction boxes
Drawers spares/technical manuals

Saloon:
Raised saloon for panoramic dining views
Wrap around leather seating in Ivory
Saloon dining table for 6-8 people on adjustable pedestal
All surround Oceanair Skysol blinds (retains heat in colder climates or blocks excessive heat in hot climates)
Under-seating and side access storage

Saloon wet locker (portside):
Vented wet locker with adjustable engine heat diversion baffle for easy drying of foul weather gear

Navigation internal helm:
Helmsman swivel chair in black leather with armrests, mounted on a pedestal with forward/backward rise/fall movement for chart table or internal helm positions

Pullman (stbd with shared heads):
Two full-length berths with lee cloths
Under-berth locker and side locker/storage
Top berth with portlight blackout blind
Overhead hatch with Oceanair sky screen/blackout/mosquito screen

Adjustable/directional dorade ventilation
Adjustable stork LED reading lights
Berth double sockets/USB adapters
CO and smoke alarms, 1kg powder fire extinguisher
Air conditioning and

multifunction display P70 pilot i50 depth i50 speed/log i60 wind i60 wind
Radar RD 418 HD <p> </p><p>Chart Table:</p> Raymarine:
Axiom 2 Pro RMV multifunction display P70 pilot i50 depth i50 speed/log i60 wind
Course computer Raymarine SPX S0L (Fluxgate) autopilot engagement to PC20 constant running pump
<p> </p><p> </p><p>Communications</p><p> </p> ICOM DSC/VHF IC-M603 ICOM HM-162E
cockpit remote ICOM IC-M801E MF/HF marine transceiver ICOM IC-M25 VHF handheld ICOM
IC-M93D VHF handheld Iridium pilot / red box interface Iridium extreme handset Starlink
<p> </p><p>Domestic</p><p> </p> Galley:</p> Cooker Force 10, 4 burner
gas LPG (propane/butane) Fridge 80ltr top loading CU84 air cooled ‘K’ thermocouple for
digital temp display Freezer 80ltr top loading CU97 water cooled ‘K’ thermocouple for
digital temp display Microwave 800 watts Quooker Instant boiling water tap Tip-toe Fresh water
pump and sink tap Sink/Tap Double stainless steel sink with swan head mixer tap with pull out spray head
Gas Nereus alarm and control/gas sensor <p> </p><p>Heating:</p>
Eberspacher diesel heater circuit on separate calorifier coil Eberspacher hydronic 10 diesel heater
Hot water fan matric thermostatically controlled Aft/port double cabins 2kW each Saloon 3kW
Dinette 3kW Fwd double cabin 2kW Fwd pullman 2kW Heated towel rails to 3 heads/on hot
water circuit <p> </p><p>Ventilation:</p> Deck mounted painted
stainless steel dorade box and cowl (directional) Adjustable internal control and closure within interior
Adjustable direction ball vent to each internally For aft cabins, forward cabins and dinette and galley
<p> </p><p>Entertainment:</p> Lina 24” Smart TV/DVD
combi Fusion stereo with speakers to three zoned areas; dinette, saloon, cockpit Fusion wired cockpit
Bluetooth control
<p> </p><p>Lighting: </p><p> </p>
Lopolight Tricolour/anchor light Steaming Fwd port/stbd Stern light <p>Deck
Lighting (General):</p> Wilderness LED deck light 4 x 10w Cree for 3200 lumens Fwd facing savage
spotlight x 2, 5w mounted within forward dorade boxes Wilderness LED spotlight for clamp to pulpit 4 x 10w Cree
for 3200 lumens Savage LED deck spreader lights x 4 Savage nano courtesy step lights x 6, 1w
Savage spot/spreader to aft scoop x 2 Savage micro courtesy on aft scoop x 4, red/blue
<p> </p><p>Internal Lighting (General):</p> Cantalupi LED 63mm warm white
throughout, dinette/saloon dimmable Cantalupi LED stork reading lights within cabins Cantalupi LED
reading lights saloon/dinette Cantalupi LED 63mm Red (night running) saloon/dinette Red/white strip
lighting within galley Chart table stork light, touch LED red/white Anchor room/lazarette red/white LED
bulkhead LED
<p> </p><p>Accommodation: </p><p> </p><p>Summary
of Accommodation:</p> 8 persons MCA charter 3 x double 2 x Pullman Interior design
by Design Unlimited (Mark Tucker) Interior construction Rookwood Joinery, Chichester Finish: Light
American oak Sole: 2mm veneer holly/teak <p>Windows:</p> Coach roof Gebo 10mm
toughened Gebo portlights Gebo hatches <p> </p><p>Internal
Layout:</p><p> </p><p> </p><p> </p><p>Description</p><p> </p><p>Two double ensuite cabins (mirrored port and
stbd):</p> Mirrored locker, drawers and wardrobes Split mattress with divisional lee cloths
Fold down leather seat Portlights with blackout blinds Overhead hatch with Oceanair sky
screen/blackout/mosquito screen Adjustable/directional dorade ventilation Adjustable stork LED reading
lights Berth double sockets/USB adapters CO and smoke alarms, 1kg powder fire extinguisher
Air conditioning and thermostat heating controls <p> </p><p>Forward double
portside cabin (shared heads):</p> Locker, drawers and wardrobe Split mattress with divisional lee
cloths Mirrored vanity unit with leather seat Portlights with blackout blinds Overhead hatch with
Oceanair sky screen/blackout/mosquito screen Adjustable/directional dorade ventilation Adjustable stork
LED reading lights Berth double sockets/USB adapters CO and smoke alarms, 1kg powder fire
extinguisher Air conditioning and thermostat heating controls <p>Aft systems room (access

through either aft cabin):</p> Calorifier/pressurised water pump Hy-drive hydraulic feedback unit and autopilot pump Control junction boxes Drawers spares/technical manuals<p> </p><p>Saloon:</p> Raised saloon for panoramic dining views Wrap around leather seating in Ivory Saloon dining table for 6-8 people on adjustable pedestal All surround Oceanair Skysol blinds (retains heat in colder climates or blocks excessive heat in hot climates) Under-seating and side access storage<p> </p><p>Saloon wet locker (portside):</p> Vented wet locker with adjustable engine heat diversion baffle for easy drying of foul weather gear<p> </p><p>Navigation internal helm:</p> Helmsman swivel chair in black leather with armrests, mounted on a pedestal with forward/backward rise/fall movement for chart table or internal helm positions<p> </p><p> </p><p>Pullman (stbd with shared heads):</p> Two full-length berths with lee cloths Under-berth locker and side locker/storage Top berth with portlight blackout blind Overhead hatch with Oceanair sky screen/blackout/mosquito screen Adjustable/directional dorade ventilation Adjustable stork LED reading lights Berth double sockets/USB adapters CO and smoke alarms, 1kg powder fire extinguisher Air conditioning and thermostat heating controls<p> </p><p>All heads (3):</p> Sanimarin 35 electric macerating (unit marinized for trouble free operation) Option for fresh water/sea water switching Overboard/holding tank diverter switching Enclosed shower cubicle with adjustable eco-air head Internal shower seat Corian surfaces in blue Fixed mirror Storage locker Heated towel rail Enclosed toilet roll holder Fixed toilet brush Fixed liquid soap holder<p> </p><p>Dinette:</p> Ivory leather seating area Adjustable table allowing dining or buffet style serving of food Area converts to comfortable sleeping area using adjustable table Drinks cabinet, storage locker and bookshelf (with hidden storage hole) Overhead hatch with Oceanair sky screen/blackout/mosquito screen Internally adjustable dorade ventilation Lina 24” Smart TV/DVD combi Fusion stereo system Portlight blackout blind<p> </p><p>Galley:</p> Corian worksurfaces in Oatmeal Gimballed Force 10 4 burner gas cooker Microwave Double stainless steel sink with swan neck mixer tap with spray hose Quooker instant boiling water tap 80lt top loading freezer (water cooled) 80lt top loading fridge (air cooled) LED strip undercounter lighting white/red Tip-toe freshwater foot pump<p> </p><p>Workshop:</p> Stainless steel surface workbench with swivel vice Storage for all power tools/Wera tool bags to wall mounted cradles Crash watertight bulkhead door to anchor box<p> </p>

<p>Engine room and engine controls:</p> Overhead access to engine and generator bay through large hinged hatch within the saloon sole 45mm halyard maritex sound insulation throughout engine bay and sole Engine blower override for cool working environment Twin engine control panels Twin throttle/gearbox controls for each helm position

<p> </p><p> </p><p> </p><p> </p><p>Deck Equipment: </p>

<p> </p><p>Rig: </p> Bespoke high latitude commission rig through The Rig Shop (Southampton), main and mizzen masts Frederiksen tracks/Ronstan cars Mast steps Navtec hydraulic backstays/vang Seldon hydraulic furling for genoa and staysail Pole stowed on mast/uphaul/downhaul Backstay insulated for SSB aerial 2nd Spinnaker halyard Running check-stays<p> </p><p>Winches: </p> Anderson winches, electronic mainsheet/main halyard<p>GROUND TACKLE.</p>

Rocna 55 to 80 metres of 13mm galvanised chain and powered through Maxwell 3500 hydraulic windlass.

Pendant connection control at bow or at helm position.

Bruce 50kg to 80 metres of 13mm galvanised chain and powered through Maxwell 3500

hydraulic windlass.

Pendant connection control at bow or at helm position.

Each chain set into Anchor box within Anchor locker.

(gold plated pins for male/female connections on pendant

sockets. Sockets subdivided as 3 separate ring-mains and trips on AC panel

- Separate 16 amp plug in/lazarette for running general tools/dive compressor
- Mastervolt AC/DC Mass Sine Wave Invertor 2500w
- Mastervolt Mass System switch 10kW interfaced for automatic AC switching between generator, invertor and shore power

Battery Banks:

- Voltage system SERVICE BATTERIES 24v for 810Ah. (replaced July 2024)
- 6 x AGM Gel Mastervolt 270Ah
- 2 x 3 sets in parallel and sets connected in series for 24v
- Service battery charging through Mastervolt mass 24/100 charging from Mastervolt 24/100 engine alternator and Mastervolt Whisper 10 Ultra 1500rpm charging through Alpha pro regulator)
- 2 x AGM Gel Mastervolt 70Ah. Engine battery bank
- 2 x linked in series for 24v
- 1 x AGM Gel Mastervolt 70Ah. Generator battery bank
- 1 x for 12v

Battery Chargers:

- Charging through standard engine alternator
- Emergency isolation switch service/engine for emergency start on engine

Generator:


- Infrastructure laid for tow generator
- Mastervolt Whisper 10 Ultra 1500rpm. Last service July 2025

Shore Power:

- Shore-power connection through Mastervolt isolation transformer Mastervolt Mass GI 3.5 16 amp



















networkvachtbrokers.com



networkvachtbrokers.com






























networkyachtbrokers.com



networkyachtbrokers.com





networkyachtbrokers.com



networkyachtbrokers.com









networkyachtbrokers.com



©Yachtadvert

networkyachtbrokers.com





networkyachtbrokers.com



networkyachtbrokers.com











networkvachtbrokers.com



networkvachtbrokers.com



